



How to protect your social media accounts

Facebook





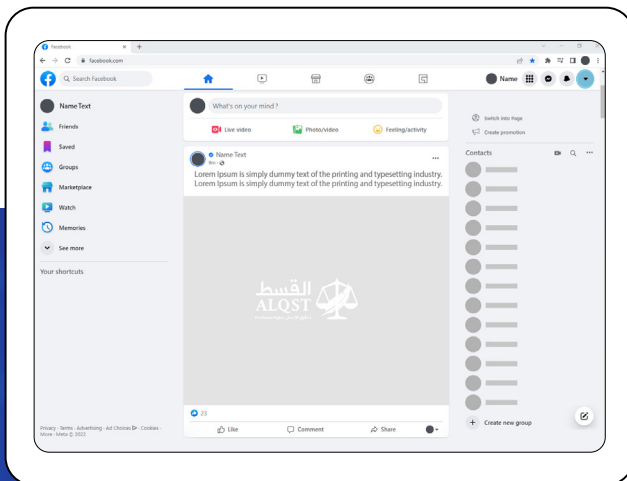
Facebook is today one of the world's most influential and popular social media platforms, used by many activists and dissidents to voice their ideas about rights, freedom and democracy. In this leaflet ALQST's Digital Rights Unit, in collaboration with Digital Protection, suggests some effective steps that you can take to protect your account.



ALQST's Digital Rights Unit

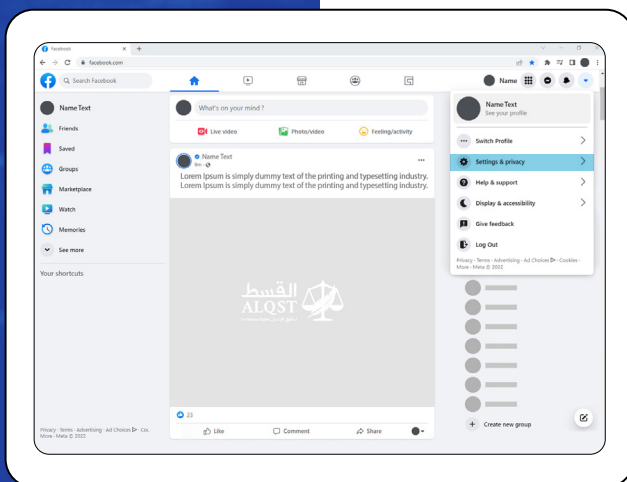
in collaboration with Digital Protection,
offers some important tips for
protecting your account.

One way of protecting your account is to use two-factor authentication. This prevents anyone who obtains your password, such as a hacker, from accessing your account, because it requires a second access code that changes constantly and is available only to you. Here's how to set up this feature:



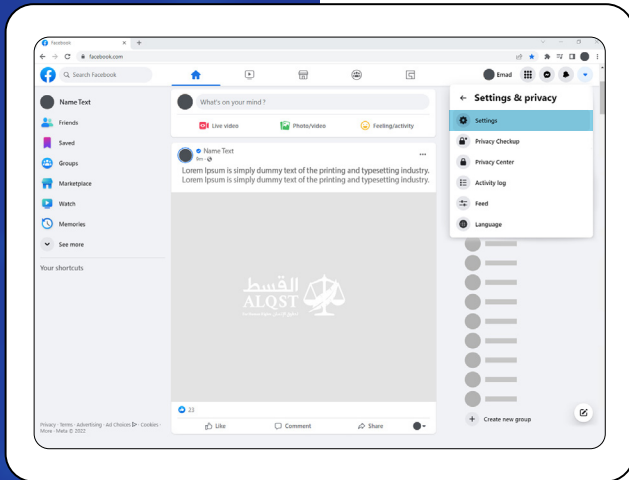
Step 1:

From your Home page,
click on the arrow. ▼



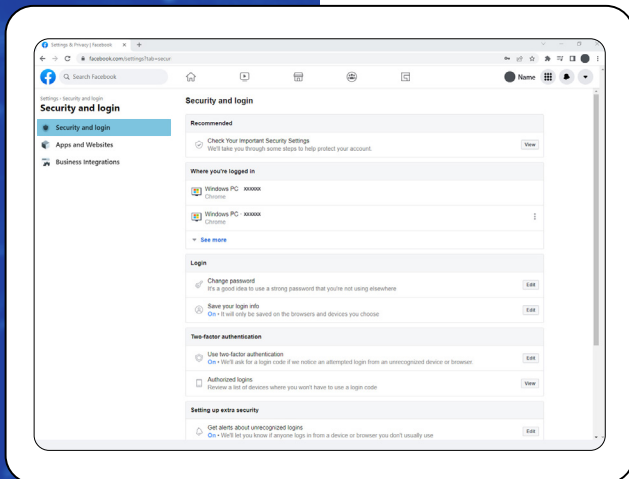
Step 2:

Select "Settings & privacy".



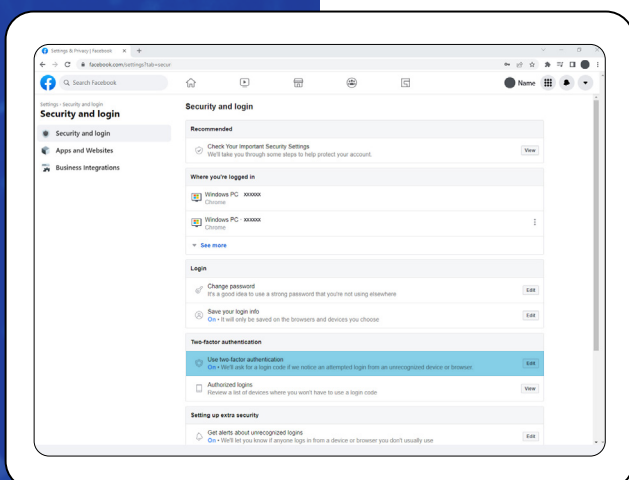
Step 3:

From the list of options, click on “Settings”.



Step 4:

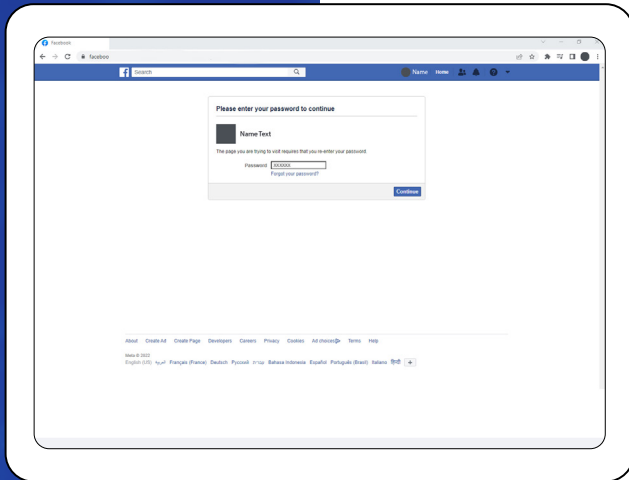
Click on “Security and login” from the list at the side.



Step 5:

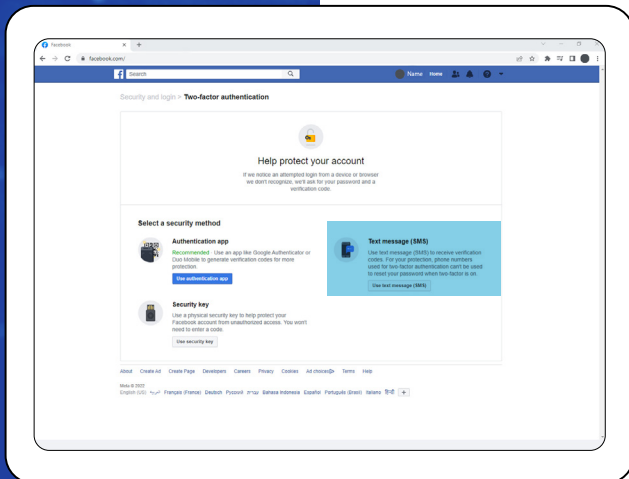
Click on “Use two-factor authentication”.





Step 6:

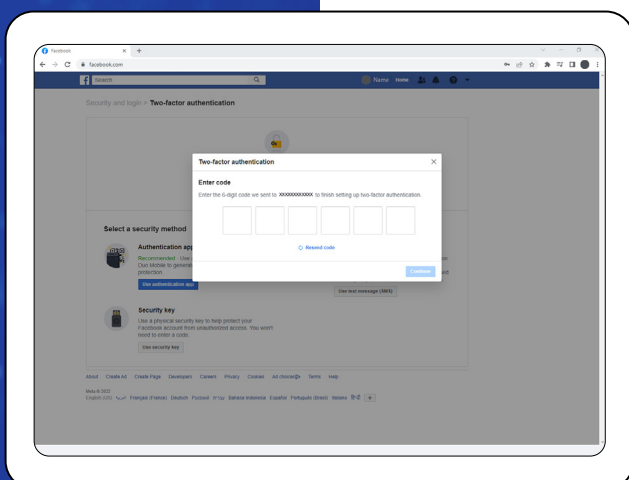
Enter your Facebook password.



Step 7:

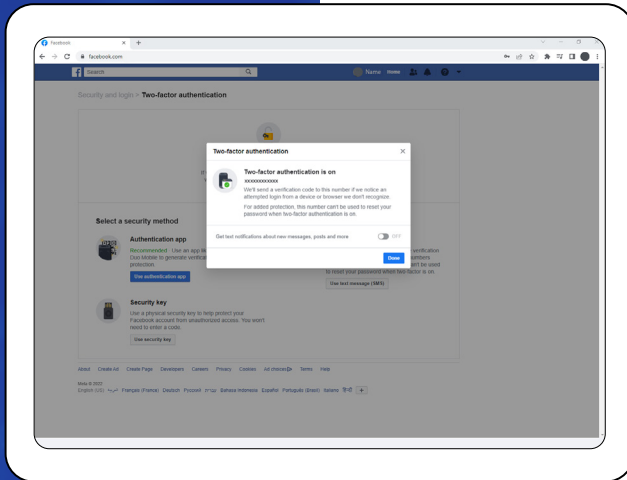
Choose the security method you want to use to prevent anyone other than you from logging in to your account – a) Text message (SMS), or b) authentication app. If you chose a), proceed as follows:

A- Click on “Use text message (SMS)”, if your Facebook account is linked to your mobile phone number.

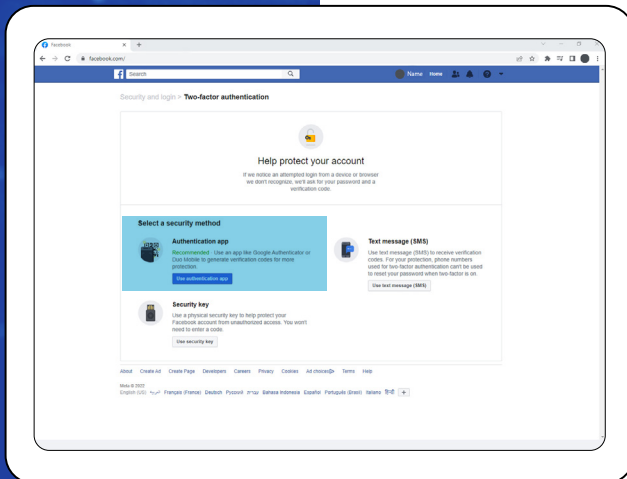


You'll receive a text message on your phone with a six-digit code – enter it in the boxes,

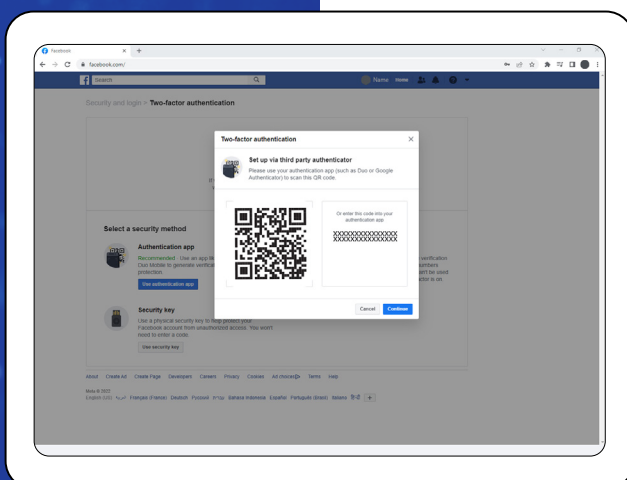




and it will activate two-factor authentication using text messages to receive verification codes.



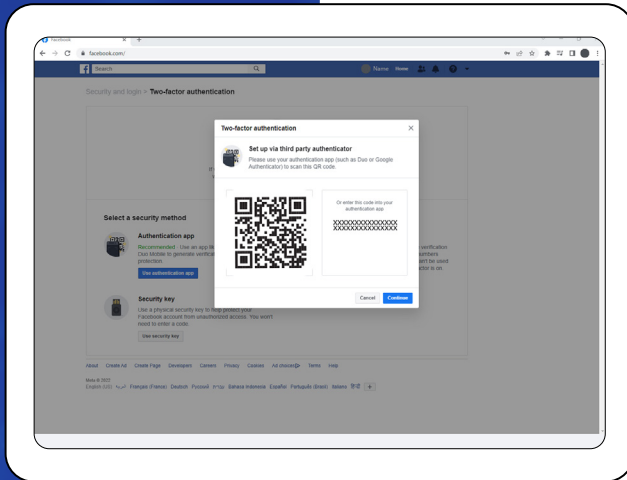
B- Click on “Use text message (SMS)”, if your Facebook account is linked to your mobile phone number.



having first made sure to download an app like Duo Mobile or Google Authenticator to generate verification codes.

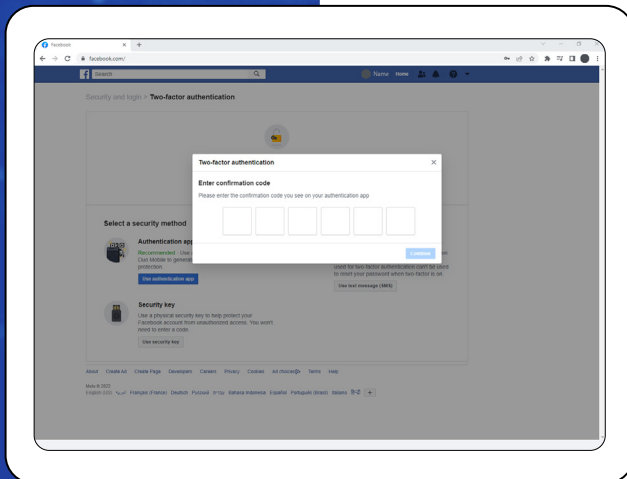
Use the app to scan the QR code that appears on your screen.





It will show the six digits you need to use (they change roughly every 30 seconds) to protect your account from hacking attempts.

Click on “Next” on Facebook,



then enter the six digits provided by the authentication app.



as the code is verified, two-factor authentication will immediately take effect on your account.

Source:

Digital Protection (digital-protection.tech)



**ALQST wishes you all the best with
using your devices safely.**

Protecting your device is a way of
protecting your personal safety.

✉ Contact@ALQST.ORG ☎ 02073851311 🌐 ALQST.ORG 🐦 [@ALQST_ORG](https://twitter.com/ALQST_ORG) 📘 [@ALQST.ORG](https://www.facebook.com/ALQST.ORG)

📍 Unit 24.7, Coda Studios, 189 Munster Rd, Fulham, London SW6 6AW